

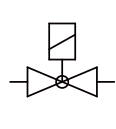
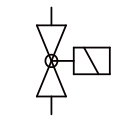




Data Sheet - GMV970A Series

<p>Photo 照片</p>						
<p>Model No. 型號</p>	<p>GMV970A</p>					
<p>Type of Valve 閥體類別</p>	<p>Millivolt Valve (Can't adjust gas flow capacity) 毫伏閥體 (無法調整瓦斯流量)</p>					
<p>Type of Gas 瓦斯類別</p>	<p>NAT. or LPG 天然氣 或 液化氣</p>					
<p>Certificate 認證</p>	<p>CSA </p>					
<p>Electric Rating 電氣特性</p>	<p>250 ~ 750 millivolt 250 ~ 750 毫伏</p>					
<p>Gas Regulation Funcion 穩壓功能</p>	<p>With gas regulation function 有穩壓功能</p>					
<p>Pilot Solenoid Valve Connection Method 母火安全閥相接方式</p>	<p>Wire Terminal Connected 接線式</p>					
<p>Pilot Valve Activate / Shut off Specification 母火安全閥開啟 / 關閉特性</p>	<p>>= 130mV, Pilot Solenoid Valve Activates 達到 130mV 時母火電磁閥吸住</p>					
	<p>< 130mV, Pilot Solenoid Valve Shut Off 低於 130mV 時母火電磁閥關閉</p>					
<p>Max. Inlet Pressure Value 最大入氣壓</p>	<p>1/2 psi (14"w.c.)</p>					
<p>Default Outlet Pressure Value 出廠預設出氣壓力值</p>	<p>NAT. : 3.5"w.c. (4.0"w.c. or 5.0"w.c. available) 天然氣 : 3.5"w.c. (4.0"w.c. or 5.0"w.c. 可選)</p>					
	<p>LPG : 10.0"w.c. (10.5"w.c. or 11.0"w.c. available) 液化氣 : 10.0"w.c. (10.5"w.c. or 11.0"w.c. 可選)</p>					
<p>Gas Inlet / Outlet Size 瓦斯進氣與出氣孔孔徑</p>	<p>1/2" NPT or 3/8" NPT 1/2" NPT 或 3/8" NPT</p>					
<p>Gas Side Outlet Size 側邊出氣孔孔徑</p>	<p>1/2"NPT, 3/8"NPT or No side outlet 1/2"NPT 或 3/8"NPT 或 沒有側邊出氣孔</p>					
<p>Ambient Working Temp. Range 應用工作溫度範圍</p>	<p>-10°F ~ 175°F (-23°C ~ 80°C)</p>					
<p>Dimensions 尺寸</p>	<p>122 (L) x 47(W) x 96(H) mm 長 122 x 寬 47 x 高 96mm</p>					
<p>Gas Flow Capacity @ 1"w.c. Pressure Drop 1"壓降時出氣流量</p>	<p>NAT. : 40,000 BTU / Hr 天然氣 : 40,000 BTU / 小時</p>					
	<p>LPG : 65,000 BTU / Hr 液化氣 : 65,000 BTU / 小時</p>					
<p>Max. Adjustable Gas Flow Capacity 可調最大流量</p>	<p>NAT. : 70,000 BTU / Hr 天然氣 : 70,000 BTU / 小時</p>					
	<p>LPG : 110,000 BTU / Hr 液化氣 : 110,000 BTU / 小時</p>					
<p>Min. Adjustable Gas Flow Capacity 可調最小流量</p>	<p>NAT. : 5,000 BTU / Hr 天然氣 : 5,000 BTU / 小時</p>					
	<p>LPG : 5,000 BTU / Hr 液化氣 : 5,000 BTU / 小時</p>					
<p>Valve Installation Direction 閥體安裝方向</p>	<p>Acceptable Installation Direction 可安裝方向</p>			<p>Front 正向 </p>		
				<p>Sideway 側向 </p>		
	<p>Unacceptable Installation Direction 不可安裝方向</p>			<p>Upside Down 反向 </p>		
<p>Replacement Cross Reference 可取代閥體型號</p>	<p>Rxbxxxxxxx 7xxxMVxx, 710-5xx Millivolt Valve Series Rxbxxxxxxx 7xxxMVxx, 710-5xx 毫伏閥體系列</p>					
	<p>Hxxxxwxxx VS8xxA Millivolt Valve Hxxxxwxxx VS8xxA 毫伏閥體</p>					
<p>Packaging 包裝</p>	<p>20pcs / Carton ; G.W. : 12.8kg / Carton 20pcs / 箱 ; 毛重 : 12.8kg / 箱</p>					
<p>Wire diameter & maximum length table of valve connected with thermostat / Hi temperature limit switch 閥與恆溫器/限溫器的接線線徑&最大長度</p>	<p>Wire Gauge (Diameter) 線徑</p>	<p>14GA. (1.63mm)</p>	<p>16GA. (1.29mm)</p>	<p>18GA. (1.02mm)</p>	<p>20GA. (0.81mm)</p>	<p>22GA. (0.64mm)</p>
	<p>Max. Length 最大長度</p>	<p>100FT. (3,048cm)</p>	<p>64FT. (1,950cm)</p>	<p>40FT. (1,219cm)</p>	<p>25FT. (762cm)</p>	<p>16FT. (487cm)</p>
<p>Main Applications 主要應用</p>	<p>Gas Space Heater 燃氣暖氣機</p> 					
	<p>Gas Fireplace 燃氣壁爐</p> 