

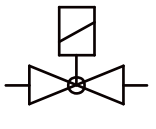
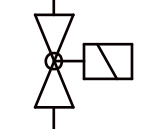
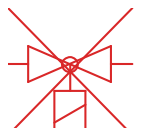



Data Sheet - GMV985S Series (CE)

<p>Photo 照片</p>						
<p>Model No. 型號</p>	<p>GMV985S-EUN-R60 GMV985S-EUN-B60 GMV985S-EUN-N60</p>			<p>GMV985S-EUL-R60 GMV985S-EUL-B60 GMV985S-EUL-N60</p>		
<p>Type of Valve 閥體類別</p>	<p>Millivolt Valve (Can't adjust gas flow capacity) 毫伏閥體 (無法調整瓦斯流量)</p>					
<p>Type of Gas 瓦斯類別</p>	<p>NAT 天然氣</p>			<p>LPG 液化氣</p>		
<p>Certificate 認證</p>	<p>CE </p>					
<p>Electric Rating 電氣特性</p>	<p>250 ~ 750 millivolt 250 ~ 750 毫伏</p>					
<p>Gas Regulation Function 穩壓功能</p>	<p>With gas regulation function 有穩壓功能</p>					
<p>Pilot Solenoid Valve Connection Method 母火安全閥相接方式</p>	<p>Thread in : M8 x 1.0 or M9 x 1.0 or 11/32"-32 2 TUNS 鎖牙式 : M8 x 1.0 或 M9 x 1.0 或 11/32"-32 2 TUNS</p>					
<p>Pilot Valve Activate Specification 母火安全閥開啟特性</p>	<p>>= 200mA, Pilot Solenoid Valve Activates 達到200mA時母火安全閥吸住</p>					
<p>Max. Inlet Pressure Value 最大入氣壓</p>	<p>26" w.c. (65mbar)</p>					
<p>Default Outlet Pressure Value 出廠預設出氣壓力值</p>	<p>4.0" w.c. (10 mbar) 1.7" w.c. (4.2mbar)~4.0" w.c. (10mbar) available 1.7" w.c.(4.2 mbar) ~ 4.0" w.c.(10mbar) 可選</p>			<p>10.0" w.c.(25mbar) 9.0" w.c. (22.4 mbar) ~ 12.0" w.c. (29.8mbar) available 9.0" w.c.(22.4 mbar)~12.0" w.c.(29.8mbar) 可選</p>		
<p>Gas Inlet / Outlet Size 瓦斯進氣與出氣孔徑</p>	<p>3/4" or 1/2" or 3/8" (NPT, Rp, Rc, PF) Straight thru 3/4" 或 1/2" 或 3/8" (NPT, Rp, Rc, PF)</p>					
<p>Ambient Working Temp. Range 應用工作溫度範圍</p>	<p>-10°F ~ 175°F (-23°C ~ 80°C)</p>					
<p>Dimensions 尺寸</p>	<p>100 (L) x 78.5 (W) x 108 (H) mm 長 100 x 寬 78.5 x 高 108 mm</p>					
<p>Max. Adjustable Gas Flow Capacity 可調最大流量</p>	<p>300,000 BTU / Hr 7 m³ / Hr 300,000 BTU / 小時 7 m³ / 小時</p>			<p>490,000 BTU / Hr 7.1 m³ / Hr 490,000 BTU / 小時 7.1 m³ / 小時</p>		
<p>Min. Adjustable Gas Flow Capacity 可調最小流量</p>	<p>100,000 BTU / Hr 2.26 m³ / Hr 100,000 BTU / 小時 2.26 m³ / 小時</p>			<p>200,000 BTU / Hr 2.9 m³ / Hr 200,000 BTU / 小時 2.9 m³ / 小時</p>		
<p>Valve Installation Direction 閥體安裝方向</p>	<p>Acceptable Installation Direction 可安裝方向</p>			<p>Front 正向 </p>		
	<p>Unacceptable Installation Direction 不可安裝方向</p>			<p>Sideway 側向 </p>		
	<p>Unacceptable Installation Direction 不可安裝方向</p>			<p>Upside Down 反向 </p>		
<p>Replacement Cross Reference 可取代閥體型號</p>	<p>Rxbxxxxsxxx 7xxxBGxx Millivolt Valve Series Rxbxxxxsxxx 7xxxBGxx 毫伏閥體系列</p>					
<p>Packaging 包裝</p>	<p>25pcs / Carton ; G.W. : 20.72kg / Carton 25pcs / 箱 ; 毛重 : 20.72kg / 箱</p>					
<p>Wire diameter & maximum length table of valve connected with thermostat / Hi temperature limit switch 閥與恆溫器/限溫器的接線線徑&最大長度</p>	<p>Wire Gauge (Diameter) 線徑</p>	<p>14GA. (1.63mm)</p>	<p>16GA. (1.29mm)</p>	<p>18GA. (1.02mm)</p>	<p>20GA. (0.81mm)</p>	<p>22GA. (0.64mm)</p>
	<p>Max. Length 最大長度</p>	<p>100FT. (3,048cm)</p>	<p>64FT. (1,950cm)</p>	<p>40FT. (1,219cm)</p>	<p>25FT. (762cm)</p>	<p>16FT. (487cm)</p>
<p>Main Applications 主要應用</p>	<p>Commercial Gas Fryer 商用瓦斯油炸鍋</p> 					
	<p>Commercial Gas Heating Appliances 商用瓦斯加熱器</p> 